




CANADA'S DAIRY, POULTRY & EGG SECTORS

15,473 FARMERS
936 PROCESSORS
321,797 TOTAL JOBS
\$27.2 BILLION TO GDP
\$5.6 BILLION IN TAXES

	BRITISH COLUMBIA	ALBERTA	SASKATCHEWAN	MANITOBA	ONTARIO	QUEBEC	ATLANTIC PROVINCES*
 total jobs	32,684	28,382	10,918	13,135	119,642	98,409	18,459
 to GDP	\$ 2.7 billion	\$ 2.9 billion	\$ 1.1 billion	\$ 1.1 billion	\$10.4 billion	\$ 7.7 billion	\$ 1.3 billion
 in taxes	\$ 529 million	\$ 558 million	\$ 194 million	\$ 232 million	\$ 2.1 billion	\$ 1.7 billion	\$282 million

* Dairy, poultry and egg production occurs in all four Atlantic provinces, however the data is aggregated to ensure confidentiality.
Sources: Kevin Grier Market Analysis and Consulting Inc., The 2018 Economic Impact of the Poultry and Egg Industries in Canada, November 2019.
Coop Carbon. The Economic Impacts of the Canadian Dairy Industry in 2018. Report prepared for Dairy Farmers of Canada, July 2020.

