




# CANADA'S CHICKEN SECTOR

**2,877 FARMERS**  
**185 PROCESSORS**  
**101,900 TOTAL JOBS**  
**\$8 BILLION TO GDP**  
**\$1.9 BILLION IN TAXES**



	BC	AB	SK	MB	ON	QC	NB	NS	PEI	NL	CANADA
 total jobs	14,353	9,745	4,914	4,203	36,093	25,193	3,248	2,625	383	1,026	101,900
 to GDP	\$1.1 billion	\$958 million	\$471 million	\$325 million	\$2.8 billion	\$1.8 billion	\$226 million	\$158 million	\$24 million	\$80 million	\$8 billion
 in taxes	\$243 million	\$205 million	\$94 million	\$79 million	\$659 million	\$529 million	\$59 million	\$43 million	\$6 million	\$20 million	\$1.9 billion

Source: Kevin Grier Marketing Analysis and Consulting Inc., The 2018 Economic Impact of the Poultry and Egg Industries in Canada, November 2019.  
 Adapted from Statistics Canada, Input-Output Model Simulations, 2019-05-22.